

Family Safety Activity Book

for kids ages 5 to 8



**SAFE
K:DS**
WORLDWIDE®

Home Safety

Circle the things that are safe for kids.
Draw an X on the things that are *not* safe for kids.



Play Safety: Fill in the Blank

Fill in the blanks using the word bank to learn how to stay safe while you play.

1. Wait for an _____ before you play in or near water.
2. Learn how to _____ before going to the pool or the beach.
3. Wear a _____ when riding bikes, skates, skateboards and scooters.
4. It is not safe to play behind _____.
5. Stop, look _____, and left again before crossing the street.
6. _____ up every ride, every time.

cars

swim

adult

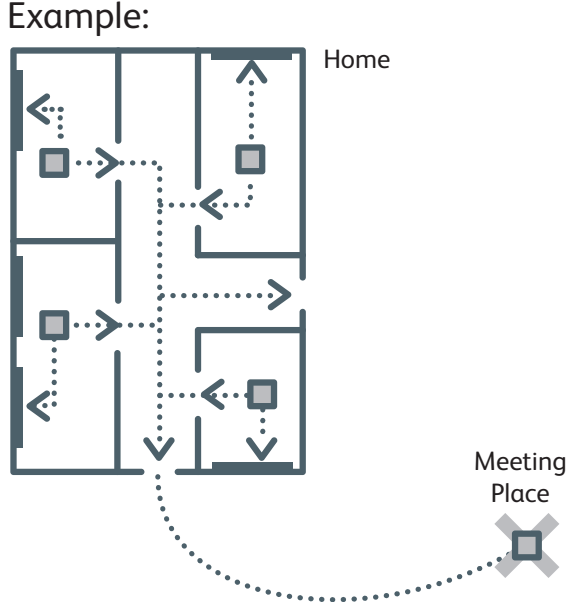
buckle

helmet


left, right

Fire Safety: How to Make an Escape Plan

1. On the next page, draw a fire escape plan that shows two ways out of every room.
2. Label doors, windows and smoke alarms. Remind adults to test smoke alarms every month to make sure they are working.
3. Choose a meeting place for your family that is a safe distance away from your home.
4. Use your fire escape plan to practice a home fire drill with your family, once during the day and once at night.
5. Make it a goal for everyone to exit the home in less than 2 minutes.



Our Fire Escape Plan




A large grid for drawing a fire escape plan, consisting of 20 columns and 20 rows.




Spot the Differences: What Is Safe?

Circle the 6 things that are safe.



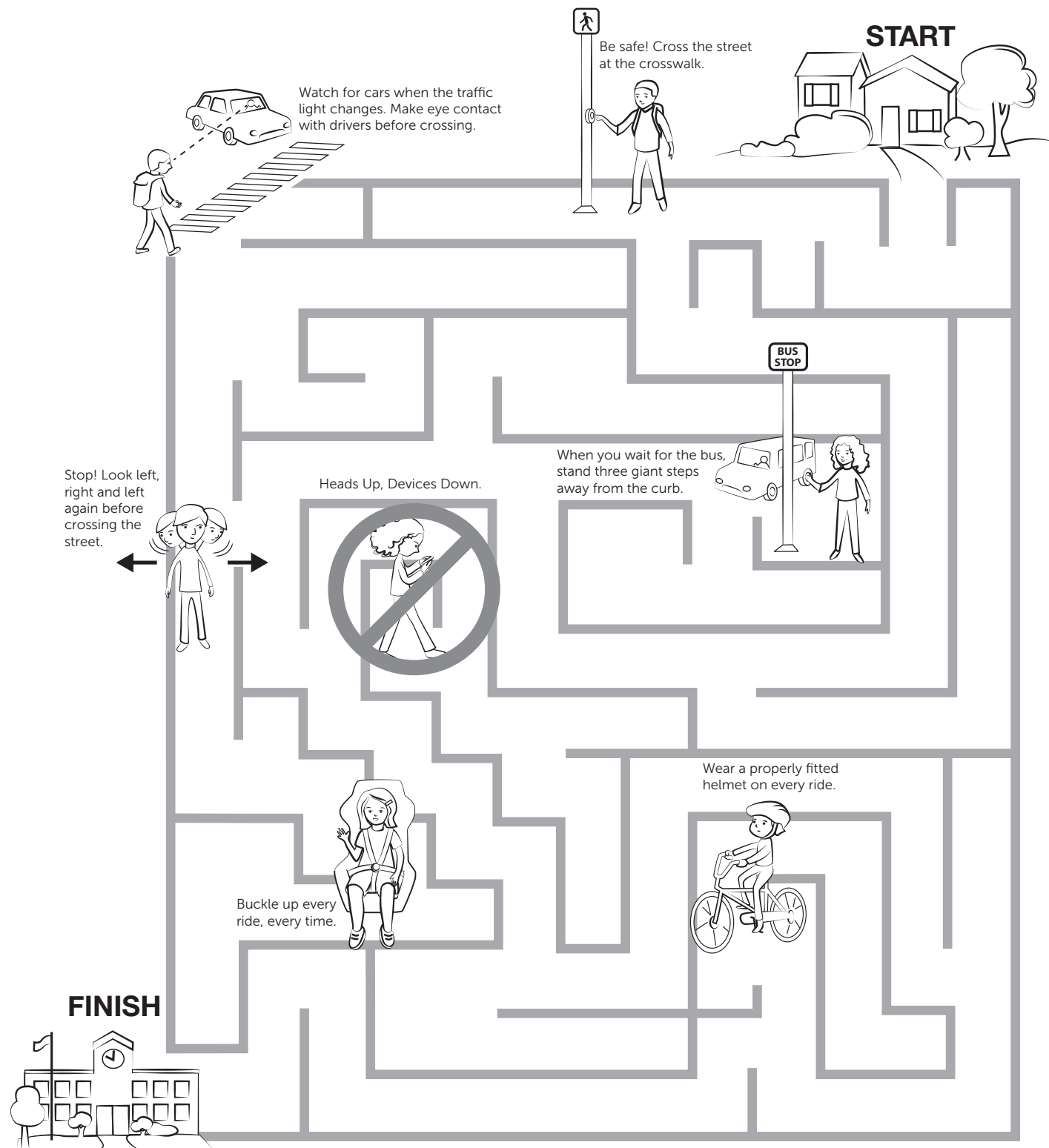
Spot the Differences: What Is Not Safe?

Draw an X over the 6 things that are not safe.



Get to School Safely Maze

Can you find your way through the maze to get to school safely?



Buckle up every ride, every time.



Word Search


Circle the words you find from the list below. Words may appear horizontally, vertically, diagonally and may be spelled forward or backward.

- | | | |
|------------|-------------|-------------|
| BIKE | KIDS | SCOOTER |
| CROSSWALK | LIFE JACKET | SEAT BELT |
| FAMILY | PEDESTRIAN | SMOKE ALARM |
| FIRE DRILL | POOL | SWIMMING |
| HELMET | SAFETY | TOYS |


Y	M	K	H	F	N	I	O	E	M	T	D	K	A
T	E	R	Y	L	I	M	A	F	I	O	W	I	Y
S	S	D	R	E	T	O	O	C	S	E	E	D	T
E	J	P	E	D	E	S	T	R	I	A	N	S	M
C	R	A	L	I	F	E	J	A	C	K	E	T	L
S	Y	O	T	I	E	S	S	R	A	T	H	S	A
O	L	O	O	P	S	A	E	O	N	A	L	S	T
G	N	I	M	M	I	W	S	B	E	A	L	E	K
T	Y	T	E	F	A	S	O	E	E	D	Y	A	E
E	S	T	K	E	A	B	I	K	E	L	O	T	T
E	I	F	I	R	E	D	R	I	L	L	R	B	B
T	S	M	B	A	T	B	S	T	E	M	L	E	H
E	E	E	K	L	A	W	S	S	O	R	C	L	R
M	R	A	L	A	E	K	O	M	S	E	S	T	E

Answers

1. Wait for an **adult** before you play in or near water.
2. Learn how to **swim** before going to the pool or the beach.
3. Wear a **helmet** when riding bikes, skates, skateboards and scooters.
4. It is not safe to play behind **cars**.
5. Stop, look **left, right**, and left again before crossing the street.
6. **Buckle** up every ride, every time.




4




6

SAFE:
 Children are playing in the yard, away from cars.
 A child is playing in the pool with an adult watching.
 Kids are riding their scooter and skateboard on the sidewalk.
 Kids and adults are buckled up while riding in a car.
 Teens are waiting at the crosswalk and looking both ways before crossing the street.
 Teens are wearing helmets when riding bikes.



7

UNSAFE:
 Children are playing behind a parked car.
 A child is playing in the pool alone and the adult is looking at her phone.
 A kid is riding her skateboard in the street.
 Children are not buckled up while riding in a car.
 A teen is distracted and looking at her phone while crossing the street.
 A teen is not wearing a helmet when riding his bike.



8

Y	M	K	H	F	N	I	O	E	M	T	D	K	A
T	E	R	Y	L	I	M	A	F	I	O	W	I	Y
S	S	D	R	E	T	O	O	C	S	E	E	D	T
E	J	P	E	D	E	S	T	R	I	A	N	S	M
C	R	A	L	I	F	E	J	A	C	K	E	T	L
S	Y	O	T	I	E	S	S	R	A	T	H	S	A
O	L	O	O	P	S	A	E	O	N	A	L	S	T
G	N	I	M	M	I	W	S	B	E	A	L	E	K
T	Y	T	E	F	A	S	O	E	E	D	Y	A	E
E	S	T	K	E	A	B	I	K	E	L	O	T	T
E	I	F	I	R	E	D	R	I	L	L	R	B	B
T	S	M	B	A	T	B	S	T	E	M	L	E	H
E	E	E	K	L	A	W	S	S	O	R	C	L	R
M	R	A	L	A	E	K	O	M	S	E	S	T	E

10

For Families

Emergency Contact Information

Police, Fire Department or Ambulance: **9-1-1**

Poison Help Number: **1-800-222-1222**

Doctor: _____

Family Member: _____

Family Member: _____

Friend/Neighbor: _____

Helpful Resources

[Safe Kids Worldwide](#)

For tips on how to keep kids safe and to find a local coalition near you, visit www.SafeKids.org.

[Safe Kids Ultimate Car Seat Guide](#)

Visit www.SafeKids.org/guide for tips and videos on how to install car seats and booster seats.

[Safe Kids Law Tracker](#)

To find child safety laws in each state, visit www.SafeKids.org/state-law-tracker.

[American Red Cross](#)

Visit www.RedCross.org to sign up for first aid and CPR classes.

[Over-the-Counter Medicine Safety](#)

Visit scholastic.com/OTCMedSafety for resources on how to teach older kids about medicine safety.