









Rail Safety Social Media Guide




Thank you for helping to amplify the importance of safety around trains. Here are suggested posts for Facebook, Instagram and Twitter to help spread the word. You're welcome to develop your own posts or use the following suggested content. Feel free to post the accompanying image files that were downloaded with this guide.

	<p>Railroad Safety Tip: Don't be tempted to walk along the railroad track. It might be a shortcut, but it is dangerous and not worth the risk. It is also against the law to walk on the track and the land around it because it is private property.</p>
	<p>At railroad crossings, do you ignore the gates and signals and make a dash for it? Do you walk along railroad tracks? If you think you'll be able to get out of danger in time, it's time to retrain your brain. Visit www.safekids.org/RailSafetyStation</p>
	<p>Did you know? About every 5 days, a child dies from a train collision. This is a problem that is often overlooked. Visit www.safekids.org/RailSafetyStation</p>
	<p>Learn what you need to know to teach your kids and community about railroad safety. Visit www.safekids.org/RailSafetyStation</p>
	<p>If you are using a cell phone, headphones or playing a game on your mobile device, remember: Heads Up, Devices Down when you cross the train tracks.</p>
	<p>Rail Safety Tip: If lights are flashing or the gate is down at a railroad crossing, wait for the train to pass completely, the gates to lift and the lights to stop flashing before crossing. Learn more at www.safekids.org/RailSafetyStation</p>
	<p>Did you know? Trains are at least three feet wider than the tracks on either side, so even though you clear the tracks, you can still get hit by the train. Learn more at www.safekids.org/RailSafetyStation</p>
	<p>Rail Safety Tip: Only cross train tracks at a designated crossing. Designated crossings are marked by a sign, lights or a gate. Learn more at www.safekids.org/RailSafetyStation</p>

RAIL SAFETY

SAFE
KIDS
WORLDWIDE.

UNION
PACIFIC
BUILDING AMERICA
Program Sponsor

	<p>All the likes in the world won't replace your child. Trains can take up to a mile to stop. Talk to your kids about not hanging out on or near train tracks. Learn more at www.safekids.org/RailSafetyStation</p>
	<p>Did you know that there have been [number] rail-related injuries in [state] since [year]? Learn what you need to know to teach your kids and our community about railroad safety. Visit www.safekids.org/RailSafetyStation</p>
	<p>Teaching kids simple rail safety tips like never walking on or near tracks can mean everything to a parent. https://www.youtube.com/watch?v=s9Ki8Q0hxbE</p>

Suggested hashtag: #railsafety

